

Important Note:  
\*CMB International USD Money Market Fund (the "Sub-Fund") may be subject to a) Investment risk, b) Fixed income securities investment risk (including Short-term fixed income instruments risk, Credit / counterparty risk, Volatility and liquidity risk, Interest rate risk, Credit rating and downgrading risk, Credit Rating Agency Risk, Valuation Risk, Sovereign debt risk), c) Risks associated with bank deposits, d) Emerging market risk, Mainland China investment risk and Concentration risk, e) Eurozone risk, f) Currency and foreign exchange risks, g) Risks associated with investment in FDIs and hedging. There is a risk that you may not recoup the original amount invested in the Sub-Fund or may lose a substantial part or all of your investment.  
\*The purchase of a Unit in the Sub-Fund is not the same as placing funds on deposit with a bank or deposit-taking company. The Sub-Fund does not guarantee repayment of principal and the Manager has no obligation to redeem the Units at the offered value. The Sub-Fund does not have a constant Net Asset Value. The Sub-Fund is not subject to the supervision of the Hong Kong Monetary Authority. \* The Sub-Fund invests primarily in short-term deposits and debt securities. \* Investors should not make investment decisions based solely on the information provided in this file, and should review the Sub-Fund's offering documents carefully including the risk factors.

Investment Objective and Strategy

The Sub-Fund seeks to achieve its investment objective by investing primarily (i.e., not less than 70% of its NAV) in USD-denominated short-term deposits and high-quality money market instruments issued by governments, quasi-governments, international organizations, financial institutions and corporations. The Sub-Fund may invest up to 30% of its NAV in non-USD-denominated short-term deposits and high-quality money market instruments.

Fund Information

Fund Manager	CMB International Asset Management Limited
Custodian	CMB Wing Lung (Trustee) Limited
Inception Date	2 February 2024
Base Currency	US Dollars (USD)
Dealing Frequency	Daily (Hong Kong business days)
Management Fee	Class A (Accumulation) USD, 0.15% p.a. Class C (Accumulation) USD, 0.35% p.a. Class I (Accumulation) USD, 0.05% p.a. Class R (Accumulation) USD, 0.60% p.a. Class M (Accumulation) USD, Nil

Portfolio Features

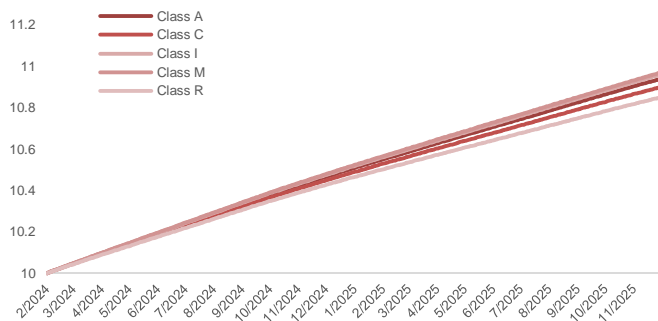
Yield to Maturity<sup>1</sup>

4.15%

Weighted Average Maturity<sup>2</sup>

49.70 days

Performance Since Establishment



Source: CMB International Asset Management Limited. Data as of 2025/11/28

Share Class Information

Class	NAV	ISIN	Bloomberg Ticker	Minimum Initial Investment	Minimum Subsequent Investment
Class A	10.9355 USD	HK0000987005	CMBMAAC HK	1,000 USD	100 USD
Class C	10.8958 USD	HK0000987013	CMBMARC HK	1,000 USD	100 USD
Class I	10.9555 USD	HK0000987021	CMBUMNI HK	100,000 USD	10,000 USD
Class M	10.9655 USD	HK0000987039	CMBMRFM HK	1,000 USD	100 USD
Class R	10.8463 USD	HK0000987047	CMBMARA HK	1 USD	1 USD

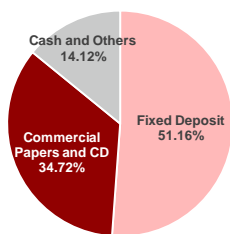
Source: CMB International Asset Management Limited. Data as of 2025/11/28

Cumulative and Yearly Return

Class	1 Mth	3 Mth	6 Mth	12 Mth	YTD	Since Inception <sup>3</sup>
Class A	+0.31%	+1.06%	+2.17%	+4.51%	+4.08%	+9.36%
Class C	+0.30%	+1.01%	+2.07%	+4.30%	+3.89%	+8.96%
Class I	+0.32%	+1.08%	+2.22%	+4.62%	+4.17%	+9.56%
Class M	+0.32%	+1.10%	+2.25%	+4.67%	+4.22%	+9.66%
Class R	+0.28%	+0.94%	+1.94%	+4.05%	+3.65%	+8.46%

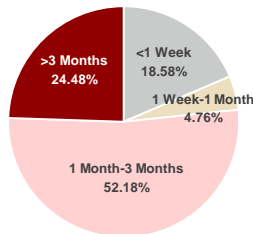
Note: Returns are calculated based on the change of NAV, with net income reinvested. Source: CMB International Asset Management Limited. Data as of 2025/11/28

Portfolio Allocation



Source: CMB International Asset Management Limited.  
Data as of 2025/11/28

Duration Allocation



Source: CMB International Asset Management Limited.  
Data as of 2025/11/28

Product Advantages

Outstanding  
Earnings  
Ability\*

A Flexible  
Investment  
Tool

Effective  
Risk  
Management

Comparative  
Reliable  
Underlying  
Asset

\*Source: Bloomberg. Data as of 2025/11/28. The return of Class M has ranked in the top 1% among SFC-authorized non-listed USD money market funds since the fund's inception.

1 Yield to Maturity ("YTM") is a snapshot of the discount rate that equates the present value of the cash flows obtained from an investment in a bond (or time deposit) to its current market price (including accrued interest). The Fund's adjusted average YTM is a weighted average of the YTM of the Fund's individual bond (or time deposit) holdings, based on the intraday NAV, with YTM for bonds with less than 15 days remaining maturity treated as zero to avoid distortion of extreme values. This metric excludes fees and expenses. It does not represent the Fund's return.

2 Weighted average maturity is a measure of the average length of time to maturity of all the underlying securities in the scheme weighted to reflect the relative holdings in each instrument; and is used to measure the sensitivity of a scheme to changing money market interest rates. Weighted average life is the weighted average of the remaining life of each security held in a scheme; and is used to measure the credit risk, as well as the liquidity risk.

3 Inception date 2024/02/02.

Disclaimer: Investment involves risk. Past performance is not indicative of future performance. It cannot be guaranteed that the performance of the Sub-Fund will generate a return and there may be circumstances where no return is generated or the amount invested is lost.

Before making any investment decision to invest in the Sub-Fund, investors should read the Sub-Fund's prospectus for details and the risk factors. Investors should ensure they fully understand the risks associated with the Sub-Fund and should also consider their own investment objective and risk tolerance level. Investors are advised to seek independent professional advice before making any investments.

Certain information contained in this presentation, including forward-looking statements, economic and market information and portfolio company data, has been obtained from publicly available sources and/ or prepared by third parties (including portfolio companies). In some cases, they have not been updated as of the date of this article. Although these sources are believed to be reliable, neither we nor our affiliates or employees assume any responsibility for the accuracy or completeness of such information. The information stated in this presentation is not complete.

We and our affiliates (including without limitation their directors, officers, employees and agents) are not responsible or liable for any direct, indirect or consequential loss or damage suffered or suffered by the recipient or any other person or entity in connection with this presentation. Receipt of this presentation shall not further be deemed to be our rendering of legal, tax, investment or other advice to the recipient or any other party, nor shall it constitute that such person is our client or client.

SFC registration and authorization do not represent a recommendation or endorsement of the Sub-Fund nor do they guarantee the commercial merits of the Sub-Fund or its performance. They do not mean the Sub-Fund is suitable for all investors nor do they represent an endorsement of its suitability for any particular investor or class of investors.

The contents of this presentation are prepared and maintained by CMB International Asset Management Limited and have not been reviewed by the Securities and Futures Commission of Hong Kong.

PF-HK-R-20251205